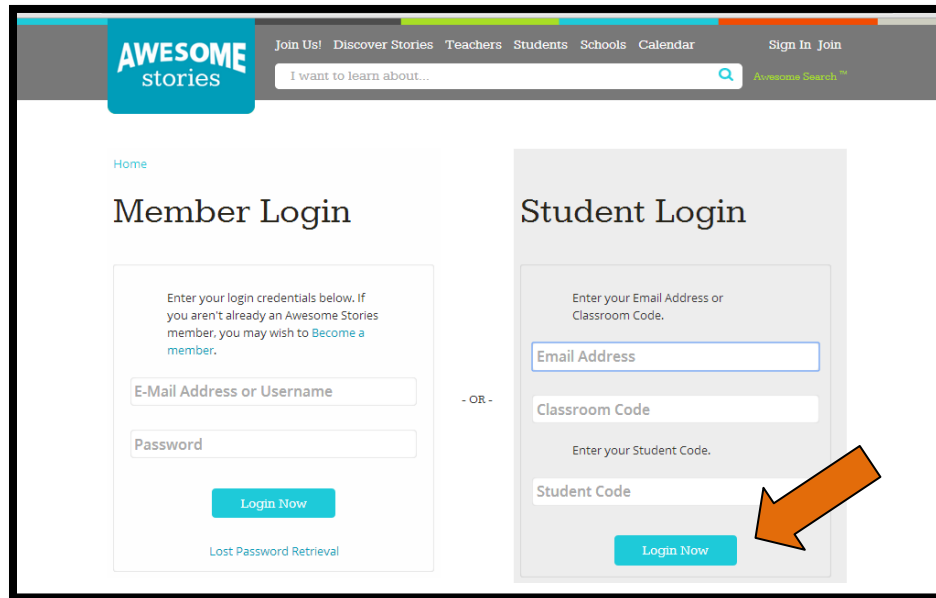
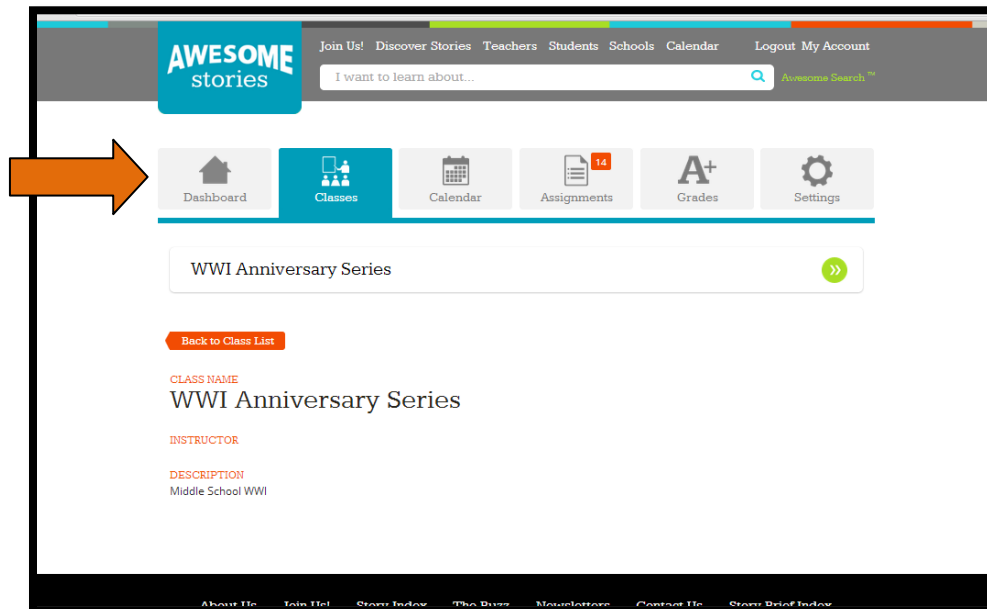


Welcome to AwesomeStories Summer Reading Program!

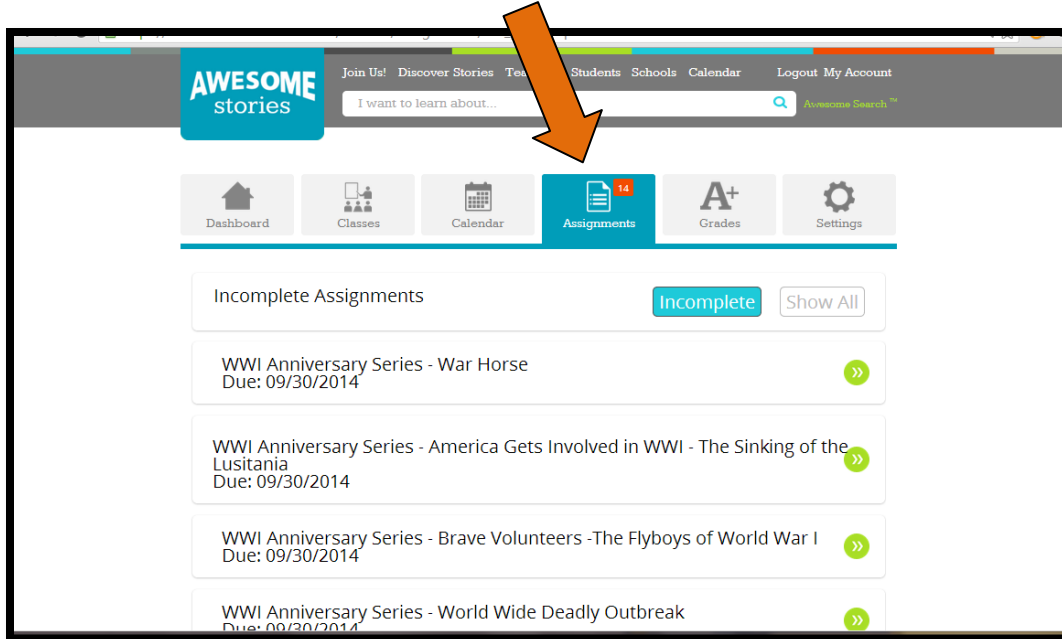


Use the provided codes and your email address to Login to AwesomeStories.


Once you have logged in to one of the Summer Reading Story Series you will see your student dashboard such as the one below.



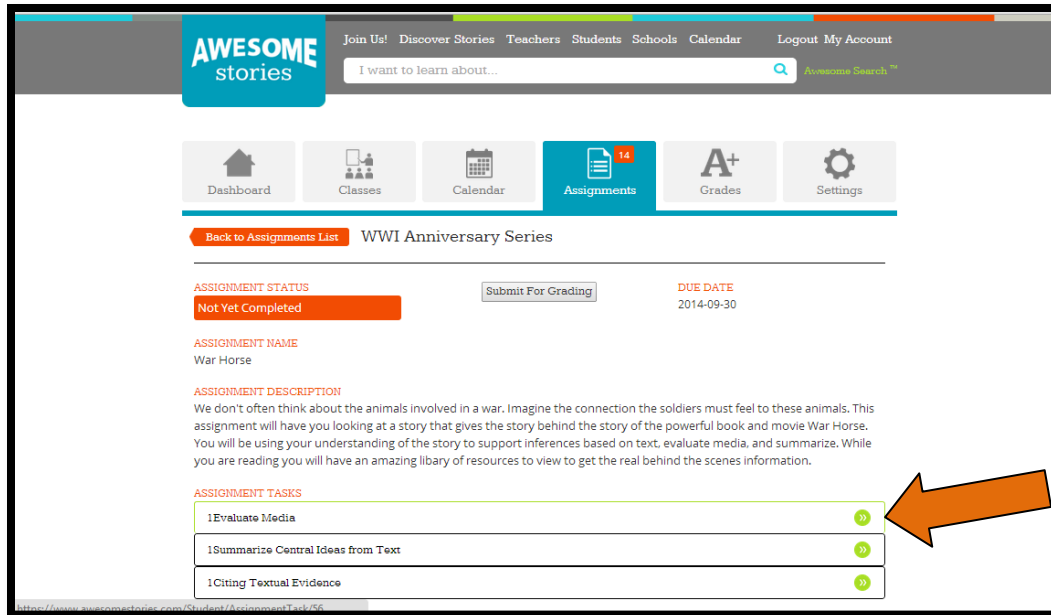
The assignment tab is where you will find all of the Summer Reading work for this Story Series. Click on the tab to open up the list of assignments.



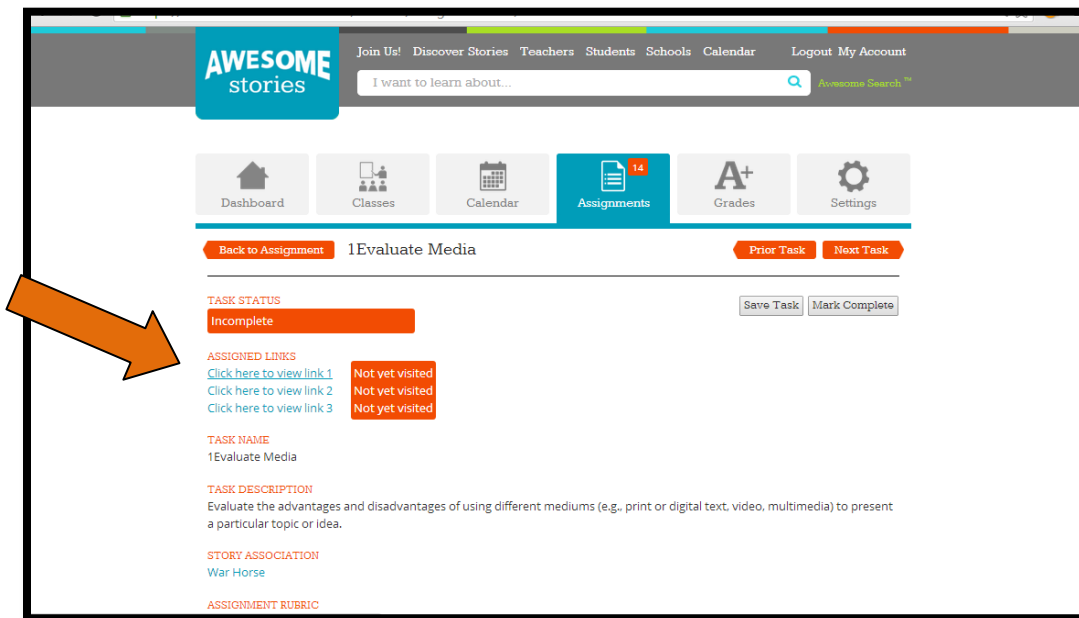
This list shows all of the assignments as none have been completed yet. They can be completed in any order you chose. Click on a title to open an assignment. Here you will see directions for more than one task related to this assignment.



All tasks must be completed to be able to submit the assignment for grading. You can save each task as you work. You do not need to complete all of the tasks in one session.



To complete each task in the assignment follow each link within the assignment. The task description will open and you will see links to the associated story. There may be other links also, be sure to visit them all.



Scroll down the page to find the Rubric link. This is the grading criteria by which you will be evaluated. Be sure to read it before completing the assignment. Below that link is the field where you can enter your response to the task.

ASSIGNED LINKS
 Click here to view link 1 Not yet visited
 Click here to view link 2 Not yet visited
 Click here to view link 3 Not yet visited

TASK NAME
 1 Evaluate Media

TASK DESCRIPTION
 Evaluate the advantages and disadvantages of using different mediums (e.g., print or digital text, video, multimedia) to present a particular topic or idea.

STORY ASSOCIATION
 War Horse

ASSIGNMENT RUBRIC
 See the rubric provided, read the examples of student work. Aim for a "4"

RUBRIC LINK
http://www.awesomestories.com/AwesomeStories_ELA_M5_Rubric

YOUR ANSWER
 Complete your response to the task here.
 Save the task. Mark it complete.
 Then submit it for grading. Keep up the good work.
 Move on to the next assignment.

Save Task Mark Complete

Save the work and mark complete when done with the task. The task will then show as complete within the assignment. Follow the arrows to the next task to work on all of the tasks within the assignment.

AWESOME stories Join Us! Discover Stories Teachers Students Schools Calendar Logout My Account

I want to learn about...

Dashboard Classes Calendar **Assignments** 13 Grades Settings

Back to Assignment 1 Summarize Central Ideas from Text Prior Task Next Task

TASK STATUS Complete Save Task Mark Complete

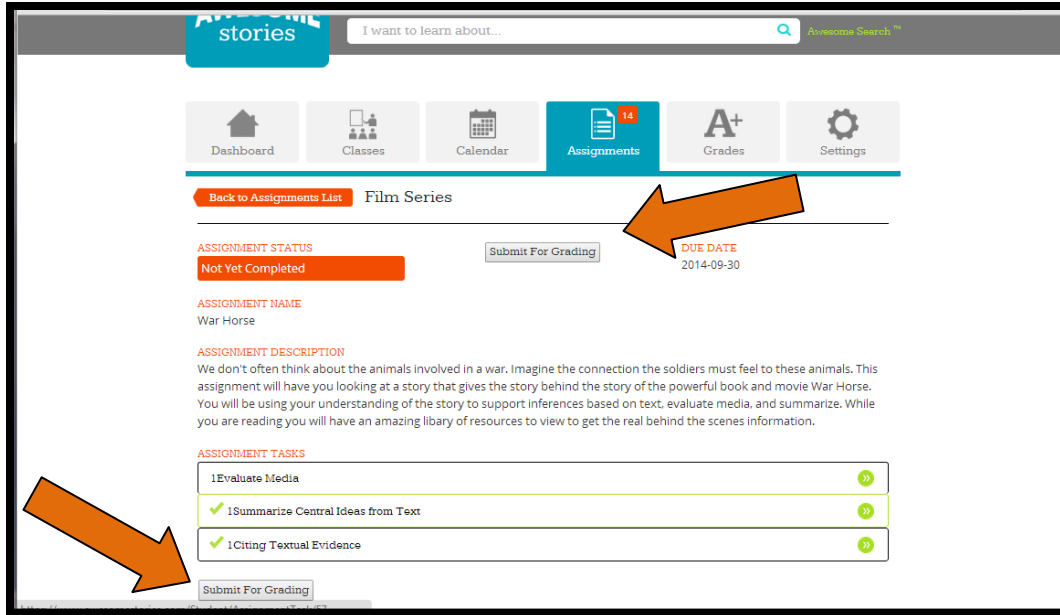
ASSIGNED LINKS
 Click here to view link 1 Visited
 Click here to view link 2 Visited

TASK NAME
 1 Summarize Central Ideas from Text

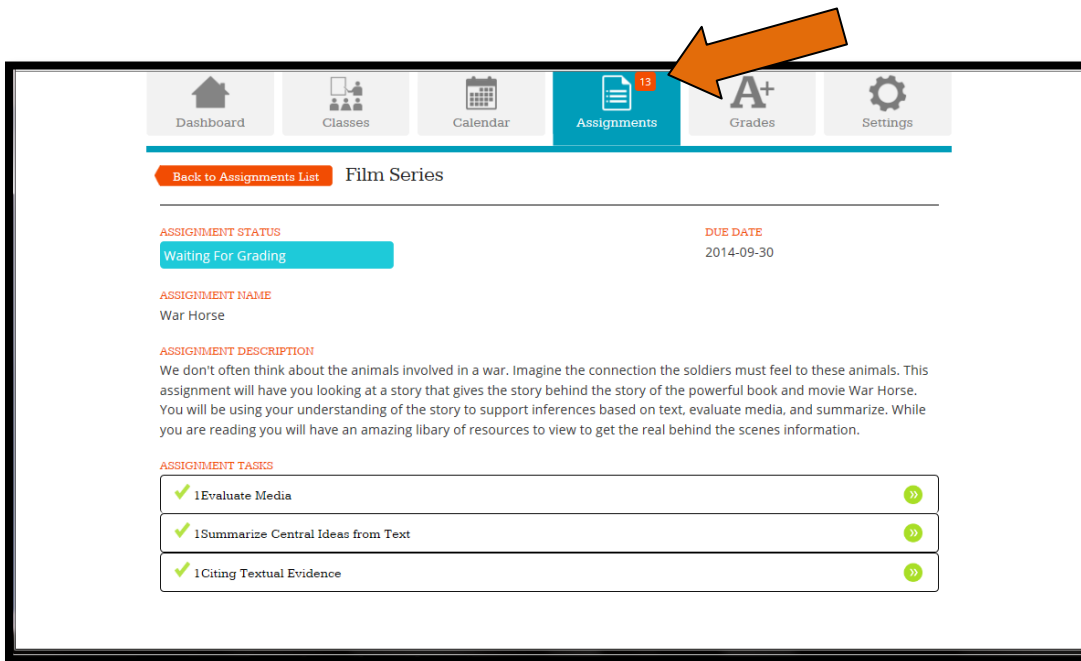
TASK DESCRIPTION
 Determine the central ideas or information of a primary or secondary source; provide an accurate summary of the source distinct from prior knowledge or opinions.

STORY ASSOCIATION

Once you have saved and marked complete each of the tasks within one assignment you can submit the assignment for grading from the description page.



This assignment will be saved for use in the fall. Now you can move on to the following assignment by going back to the assignment tab. The number of assignments will decrease as you complete each one. The assignments do not need to be done in order of appearance.



We hope you appreciate the curriculum designed especially for this summer and your continued path towards excellent and enjoyable reading.

Sincerely the Summer Reading Team- Deborah, Kelly, and Meghan