

- 0. A VISIT TO SATURN - Story Preface
- 1. AN ORBITING TELESCOPE?
- 2. COLORED PICTURES from SPACE
- 3. MISSING PIECES
- 4. HUBBLE GETS GLASSES
- 5. THE CRAB NEBULA
- 6. NOTABLE NEBULAE
- 7. COMETS and OMENS
- 8. FROM OMENS TO IMPACT
- 9. EXPLORING MARS
- 10. A VISIT TO SATURN**
- 11. SPACE ROCKS VISIT EARTH
- 12. RUSSIAN METEOR - 15 FEB 2013

NASA's Spitzer Space Telescope is able to "see" infrared light, invisible to the human eye. Examining Saturn, and its many rings, Spitzer discovers that Saturn's largest ring is nearly invisible: "The artist's conception simulates an infrared view of the giant ring. Saturn appears as just a small dot from outside the band of ice and dust. The bulk of the ring material starts about six million kilometers (3.7 million miles) away from the planet and extends outward roughly another 12 million kilometers (7.4 million miles). The ring's diameter is equivalent to roughly 300 Saturns lined up side to side." Image (click on it for a great view) credit: NASA/JPL-Caltech/Keck.

As Galileo looked through his telescope, in 1610, he was surprised to see that Saturn seemed to have objects on either side. As he continued to study this planet - the most distant known at the time - he initially drew it as though it had handles.

With his relatively powerful telescope, Christiaan Huygens (a Dutch astronomer) could see more clearly than Galileo. In 1655, he discovered Saturn's largest moon, called Titan. (Follow the link, for a virtual tour, courtesy NASA).

In 1659, Huygens suggested that Saturn was surrounded by a ring which was thin and flat. Sixteen years later, Jean-Dominique Cassini discovered the planet's rings were actually divided into two parts - now known as A and B.

Honoring the work of Cassini and Huygens, NASA - partnering with the European and Italian Space Agencies - sent the Cassini-Huygens mission to Saturn on October 15, 1997. It took seven years for the spacecraft, and its probe, to arrive at their destination.

NASA developed the orbiter (Cassini) and ESA developed the probe (Huygens). Together, these remarkable inventions are providing the world with in-depth information about the ringed planet.

The first spacecraft to orbit Saturn, Cassini (on a four-year mission) studies the features of the planet's rings while the Huygens probe (after making a remarkable descent) records surprising images of Titan, largest of Saturn's dozens of moons.

As Cassini and Huygens continue to explore Saturn and its moons, other space missions continue elsewhere. Hubble, expected to "retire" at the end of 2010, will be replaced with an even more powerful orbiting telescope - the James Webb.

Time, and technology, have proven Galileo right (despite all the contemporary allegations and accusations against him). His legendary words about the Earth (to the inquisitors) - "And yet, it moves" - and his pioneering work with the telescope (which helped him discover Jupiter's four largest moons) form part of the foundation on which today's space explorations rest.

And ... to give Galileo his due ... NASA named its mission, to Jupiter, after him.

See [Alignments to State and Common Core standards for this story online at:](http://www.awesomestories.com/asset/AcademicAlignment/A-VISIT-TO-SATURN-Exploring-Space-Images-from-NA)

<http://www.awesomestories.com/asset/AcademicAlignment/A-VISIT-TO-SATURN-Exploring-Space-Images-from-NA>

See Learning Tasks for this story online at:

<http://www.awesomestories.com/asset/AcademicActivities/A-VISIT-TO-SATURN-Exploring-Space-Images-from-NAS>

A

## Media Stream



### Galileo Drawing of Saturn

Image of Galileo's 1610 and 1616 Drawings of Saturn; online, courtesy NASA GSFC

PD

View this asset at: <http://www.awesomestories.com/asset/view/Galileo-Drawing-of-Saturn>

## Saturn Rings A and B

Thanks to the sophisticated technology of the Cassini orbiting space telescope, we are able to see things never-before possible.

This image, for example, depicts rings of the planet Saturn. It was produced by means of the Visual and Infrared Mapping Spectrometer (VIMS) instrument on the Cassini spacecraft.

NASA describes some of Cassini's [special abilities](#):

*VIMS has several unique capabilities. It is able to identify the chemical composition of a surface, atmosphere, or Saturn's rings by measuring the visible and infrared energy. VIMS is, in essence, a color camera that takes pictures in 352 different wavelengths between 300 nm and 5100 nm. This range, coupled with the ability to discern different wavelengths (called spectral resolution), allows the VIMS instrument to be able to very accurately quantify the light it detects. Do you know which wavelengths of light we can see? The visible spectrum falls between 400 nm and 700 nm; a small portion of the light that the VIMS instrument gathers.*

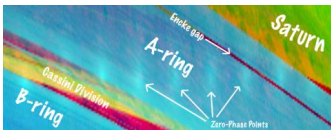
So ... what does that graphic specifically convey? The [Cassini team describes it as](#):

*Cat's eye rings and peek-a-boo shadows.*

What does that mean, in more technical terms?

*Astronomers have long known that Saturn's rings reflect sunlight most strongly when Earth is located directly between Saturn and the sun. Flat, shiny surfaces (like a mirror or a pond) can appear particularly bright when light reflects off them in a certain direction. Scientists call this "specular reflection," from the Latin word for mirror. However, even rough surfaces, like those of Earth's moon or Saturn's rings, can appear bright when the source of light is directly behind the observer's head, no matter what the orientation of the surface is. This latter phenomenon is known as the "opposition effect." Spectacular examples include the eyes of a cat, which seem to glow brightly when they are illuminated by a flashlight, or highway signs and reflectors that "light up" when they are caught in a car's headlights.*

*On Aug. 16, 2006, as the Cassini orbiter flew directly between the sun and Saturn, its Visual and Infrared Mapping Spectrometer captured a sequence of images that vividly show this opposition brightening. Combined here into a mosaic, the images show -- from left to right -- a small, bright spot moving from the outermost B ring across the Cassini Division and all the way across the A ring. In each image, this spot is centered on the point in the rings directly opposite the sun. Theoretical models for the opposition effect suggest that it can be explained by light being scattered several times within the surfaces of individual, transparent, icy ring particles on scales of about 40 micrometers, or 1/500th of an inch. Similar effects are seen in laboratory studies of bright, finely-textured material such as snow or sugar crystals.*



*In this mosaic, blue colors highlight the icy rings (2.35 microns), green represents sunlight reflected by the clouds of Saturn (2.86 microns) and red depicts thermal emission from the planet's interior (5.02 microns). The rings were observed while they were in front of the planet, producing a complex interplay of sunlight reflected from the rings and the shadows cast by the rings on the cloud tops of Saturn. The yellow-green sunlit clouds of Saturn are seen in the upper right corner of the mosaic beyond the outer edge of the A ring, and also through the 4,000-kilometer-wide (2,400 mile) Cassini Division in the left third of the mosaic. (Yellow indicates a mixture of reflected sunlight and thermal emission.) The shadowed regions of the planet, on the other hand, appear deep red because only thermal emission produced deep inside Saturn itself is visible.*

*At exact opposition, the shadows of the rings are hidden behind the rings themselves, but away from this point shadows can be seen peeking out from behind the edges of the A and B rings into the Cassini Division, as well as beyond the outer edge of the A ring. If one looks closely, one can even trace the A ring's shadow behind the partly transparent A ring, as a faint purple band. Within this band, a thin blue-green line crossing obliquely behind the A ring is caused by sunlight passing through the narrow Encke Gap in the outer A ring.*


*The Cassini spacecraft was at a distance of 254,000 kilometers (157,800 miles) from the center of Saturn when these images were taken, while the opening angle of the rings to the sun was 16.3 degrees. The image scale at the rings is approximately 70 kilometers (40 miles) per pixel. All nine images were taken over a period of 27 minutes, and the vertical dimension of the mosaic is 1.8 degrees.*

Who is involved with the Cassini mission?

*The Cassini-Huygens mission is a cooperative project of NASA, the European Space Agency and the Italian Space Agency. The Jet Propulsion Laboratory, a division of the California Institute of Technology in Pasadena, manages the mission for NASA's Science Mission Directorate, Washington, D.C. The Cassini orbiter was designed, developed and assembled at JPL. The Visual and Infrared Mapping Spectrometer team is based at the University of Arizona, where this image was produced. Click on the image for a better view.*

*Cassini images mosaic saturn rings PIA09213.*

View this asset at: <http://www.awesomestories.com/asset/view/Saturn-Rings-A-and-B>




### Cassini-Huygens Orbits Around Saturn

NASA / JPL image PIA03883. Online, courtesy NASA.

PD

View this asset at: <http://www.awesomestories.com/asset/view/Cassini-Huygens-Orbits-Around-Saturn>



### Huygens Probe Deployed

Image online, courtesy NASA. Esa artist Craig Attebery.

View this asset at: <http://www.awesomestories.com/asset/view/Huygens-Probe-Deployed>




### Huygens Probe Deployed - Time-Lapse Drawing

Image online, courtesy NASA.

View this asset at:

<http://www.awesomestories.com/asset/view/Huygens-Probe-Deployed-Time-Lapse-Drawing>



### A VISIT TO SATURN

View this asset at: <http://www.awesomestories.com/asset/view/A-VISIT-TO-SATURN>



### Saturn's Rings - A Closer Look

Video clip, featuring data from the Digital Universe Project, is the result of a collaboration between NASA and the American Museum of Natural History (AMNH). It is online, courtesy AMNH via YouTube.

View this asset at: <http://www.awesomestories.com/asset/view/Saturn-s-Rings-A-Closer-Look>



### Huygens Probe Reaches Titan

Video, courtesy NASA.

Mission: ESA/NASA/JPL/University of Arizona

View this asset at: <http://www.awesomestories.com/asset/view/Huygens-Probe-Reaches-Titan>




### Galileo Discovers Jupiter's Four Largest Moons

Clip from "Jupiter's Moons," narrated by Jane Houston Jones and produced by NASA at the Jet Propulsion Laboratory (JPL) in Pasadena, California.

Online, courtesy NASA.

View this asset at:

<http://www.awesomestories.com/asset/view/Galileo-Discovers-Jupiter-s-Four-Largest-Moons>



### NASA Video - Galileo Spacecraft Orbits Jupiter

Video clip, produced by NASA, online courtesy NASA.

PD

View this asset at:

<http://www.awesomestories.com/asset/view/NASA-Video-Galileo-Spacecraft-Orbits-Jupiter>